

Qualitative Testing Solution

Colloidal Gold

Fast

Convenient

User-friendly

Featured Items:

- Ferritin Detection Kit
- Hp Antigen Detection Kit
- Hp IgG/IgM Antibody Detection Kit
- Influenza A / B & Parainfluenza IgM Antibody Combo Detection Kit
- MP/CP/RSV/COX/ADV IgM Antibody Combo Detection Kit

ABOUT US

Pro-Med (Beijing) Technology Co., Ltd. is a national high-tech enterprise, which is focused on IVD and founded in 2013, Beijing. Pro-med has constructed a complete system of R&D, producing and sale of IVD agents and instruments. At present, Pro-med is capable to provide series of qualitative assays (Colloidal gold), quantitative assays and instruments (Fluorescence immunochromatography), and COVID-19 related detecting assays.



- > 18,000 m² producing and R&D areas
- > 4,200 m² GMP workshop
- > 3 million products per day
- > More than 10,000 medical services all over the world
- > 40 core patents, 90 product certificates



Qualifications



Business License



Production Enterprise
Licence of Medical Instrument




ISO 13485



CE certificate

Product Catalog

Series	Product Name
Respiratory infection	Influenza A+B and COVID-19 Antigen Combo Rapid Detection Kit 
	Influenza A+B and Parainfluenza IgM Antibody Combo Detection Kit
	MP IgG/IgM Antibody Detection Kit
	CP IgG/IgM Antibody Detection Kit
	MP, CP, HRSV, COX and ADV IgM Antibody Combo Detection Kit
Health elements	Ferritin Detection Kit
	25-hydroxy vitamin D Detection Kit
	Hp Antigen Detection Kit
	Hp IgG/IgM Antibody Detection Kit

Ferritin Detection Kit

Ferritin is an important iron storage protein in human. The level of serum ferritin can reflect the iron reserve and nutritional status.

The detection of ferritin is suitable for understanding the status of iron metabolism. Daily detection of ferritin content can reflect the iron reserves at that time, and can early detect the lack of iron reserves, so as to reduce the risk of iron deficiency anemia.

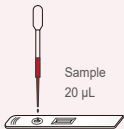
- Universal screening of iron deficiency prone population (women and young children)
- Regular physical examination for infants and pregnant women
- Auxiliary diagnosis and differential diagnosis of iron deficiency anemia
- Auxiliary diagnosis to monitor the curative effect of iron

>> Parameter

Sample type	Sample size	Reaction time	Specifications	Storage
Whole blood, plasma, serum	20μL	15min	1 T/kit, 5 T/kit, 10 T/kit, 20T/kit, 30 T/kit, 40T/kit, 50 T/kit.	2-30°C

>> Operation steps


STEP 1



Sample
20 μL

Use a dropper to draw the sample, first add 1 drop (20 μL) to the sample hole of the card.



STEP 2




Diluent
60 μL

Drop 3 drops (60 μL) of the sample diluent into the sample hole of the card and start timing.

STEP 3

Strictly control to observe the test card within 15 minutes after the start of the test to determine the result.



Positive Negative Invalid

Influenza A & B Antigen Detection Kit

Influenza is mainly caused by influenza A virus and influenza B virus, and it is an acute respiratory infectious disease with serious human harm. The virus is seasonal epidemic. The symptoms of the two were similar, which were protuberance, chills, fever, headache, and weakness. However influenza A often causes severe influenza outbreaks, while type B infection is usually mild. It is necessary to distinguish, to infection type make clear diagnosis and treatment.

- Assistant diagnosis of influenza A and influenza B virus infection
- Diagnosis of high risk population (elderly, women, children)
- Preliminary diagnosis of influenza type

Sample type	Sample size	Reaction time	Specifications	Storage
Nasal Saliva Nasopharyngeal Oropharyngeal	20μL	15min	1 T/kit, 5 T/kit, 10 T/kit, 20T/kit, 30 T/kit, 40T/kit, 50 T/kit.	2-30°C

Helicobacter pylori Detection Kit

Helicobacter pylori (Hp) is a kind of gram-negative bacilli with spiral shape, micro anaerobes and strict growth conditions. It is the only microorganism that can survive in human stomach. It is the main pathogenic factor of chronic active gastritis, peptic ulcer, gastric mucosa associated lymphoid tissue lymphoma and gastric cancer. In clinical practice, the infection of *Helicobacter pylori* can be diagnosed according to the presence of virus in stool samples and specific antibody of *Helicobacter pylori* in blood, and the disease can be diagnosed by combining the results of gastroscopy biopsy and clinical symptoms, which is convenient for early treatment.

>> Parameter

Product name	Reaction time	Specifications	Storage
Hp Antigen Detection Kit	15min	1 T/kit,	2-30°C
Hp IgM&IgG Antibody Detection Kit		5 T/kit, 10 T/kit, 20T/kit, 30 T/kit, 40T/kit, 50 T/kit.	

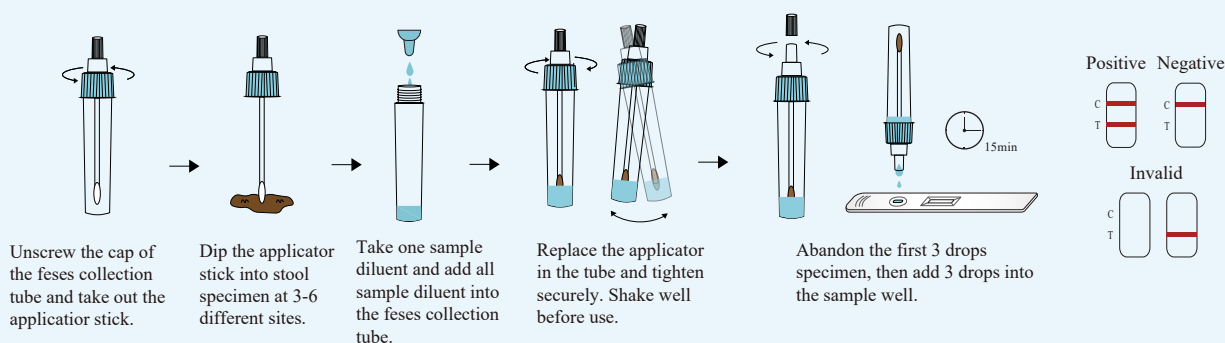
>> Clinical significance

- Realtime judgment of Hp infection
- Auxiliary diagnosis of chronic gastritis, gastric ulcer and duodenal ulcer
- More convenient than invasive treatment
- It doesn't need expensive experimental instruments to realize the detection

>> Operation

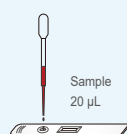
Stool samples

Hp Antigen Detection Kit



Whole blood, plasma, serum Hp IgM&IgG Antibody Detection Kit

STEP 1



Use a dropper to draw the sample, first add 1 drop (20 µL) to the sample hole of the card.

STEP 2

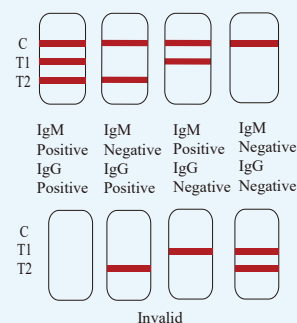


Drop 3 drops (60 µL) of the sample diluent into the sample hole of the card and start timing.

STEP 3



Strictly control to observe the test card within 15 minutes after the start of the test to determine the result.



Influenza A/B/Parainfluenza IgM

Respiratory Infection triple-Testing Detection Kit

Human influenza is mainly caused by influenza A and B virus. It is a serious acute respiratory infectious disease. The virus is easy to mutate and is seasonal epidemic. Influenza virus belongs to Orthomyxovirus and parainfluenza virus belongs to paramyxovirus, but their early symptoms are similar, so they need to be distinguished, diagnosed and treated.

- Assistant diagnosis of influenza A and B virus infection
- Diagnosis of high risk population (elderly, women, children)
- Preliminary diagnosis of influenza type

MP/CP/RSV/COX/ADV IgM

Respiratory Infection penta-Testing Detection Kit

MP, CP, RSV, COX and ADV can all cause respiratory tract infection, and their pre symptoms are similar, such as fever, cough and other cold symptoms; Most of the susceptible groups were infants and children. After virus infection, humoral immune response first appeared specific IgM antibody, lasting for several weeks, and then appeared IgG antibody, lasting for a long time.

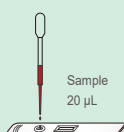
- Distinguishing five types of virus infection in high incidence population (children)
- Assist in diagnosis of infection virus and guide doctors to determine treatment plan
- Screening respiratory diseases with high infection rate in the early stage

>> Parameter

Product name	Reaction time	Specifications	Storage
Whole blood, plasma, serum	15min	1 T/kit, 5 T/kit, 10 T/kit, 20T/kit, 30 T/kit, 40T/kit, 50 T/kit.	2-30°C

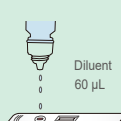
>> Operation

STEP 1



Use a dropper to draw the sample, first add 1 drop (20 µL) to the sample hole of the card.

STEP 2



Drop 3 drops (60 µL) of the sample diluent into the sample hole of the card and start timing.

STEP 3



Strictly control to observe the test card within 15 minutes after the start of the test to determine the result.

Diagnostic List



COVID-19 Products (Colloidal Gold)

- ◆ COVID-19 Neutralizing Antibody Detection Kit
- ◆ COVID-19 and COVID-19 Mutant Strain (B.1.1.7 Strain) Antigen Rapid Detection Kit
- ◆ COVID-19 Antigen Detection Kit
- ◆ Influenza A+B and COVID-19 Antigen Combo Rapid Detection Kit
- ◆ COVID-19 IgG/IgM Antibody Detection Kit



Colloidal Gold Products

- ◆ Ferritin Detection Kit
- ◆ Influenza A & B Antigen Detection Kit
- ◆ Hp Antigen Detection Kit
- ◆ Respiratory Infection triple-Testing Detection Kit
- ◆ Hp IgG/IgM Antibody Detection Kit
- ◆ Respiratory Infection penta-Testing Detection Kit



Fluoroimmunoassay Detection Platform

◆ Maternal and Children

25-OH-VD FER N-MID AMH FA PROG β -HCG inh-B HbA1c

◆ Infection & Inflammation

SAA/CRP SAA CRP PCT IL-6

◆ Cardiac & Cerebral Vascular

sST2/NT-proBNP sST2 NT-proBNP BNP cTnI/CK-MB/Myo cTnI

D-Dimer S100- β Lp-PLA2 H-FABP

◆ Gastric Health

PGI/PGII G17

CWPS Thrombelastograph



- ◆ Thrombelastograph (General Cup) Test
- ◆ Platelet Aggregation Function Test (AA activated pathway)
- ◆ Thrombelastograph (Heparinase Cup) Test
- ◆ Activation of Blood Coagulation Test(ADP activated pathway)Platelet
- ◆ Thrombelastograph Coagulation Control
- ◆ Aggregation Function Test (ADP & AA activated pathway)
- ◆ Platelet Aggregation Function Test